



2024 annual report to the Community

Reynella Primary School

Reynella Primary School number: 379

Partnership: Panalatinga



School principal:

Chris Tippett

 signature

Date of endorsement:

11/02/2025



Context Statement

Reynella Primary School caters for students from R-6. At the time of this report, the enrolment in 2024 is 455. Reynella Primary School is classified as Category 5 on the Department for Education Index of Educational Disadvantage. At the time of this report, the school population includes 3% Aboriginal students, 7% students with disabilities, 1% students with English as an additional language or dialect (EALD) funded background, 2% children/young people in care. Further information about the school is available on the school's website (including its context statement), as well as the My School website.

Data Source: Department for Education data holdings from Mid census captured in AUGUST 2024.

Governing Council Report

It is my pleasure as Governing Council Chair to present this report as part of Reynella Primary School's 2024 Annual Report.

For the Reynella school community 2024 is best described as a year of transitions, and, of opportunities.

2024 saw the retirement of our much loved, respected and long-standing Principal Michele Russell, who after many years in the role leading our school decided to transition out of her leadership role and into overseas trips and other well-deserved retirement activities. We celebrated Ms Russell across the year in many ways, culminating in a tearful but fun assembly led by the students to say a fitting (and funny) goodbye. Michele, we thank you for your dedication to our school, making it the success it is today. We also thank you for always having the interests of our learners at the forefront and for supporting all staff. Your commitment to the Nutbush will remain with the students forever, we have no doubt!

Ms Russell's retirement has opened up new leadership opportunities for Reynella Primary School. 2025 will provide a year of consolidation in that leadership team under the interim steering of Mr Chris Tippett, who we had the pleasure of leading our school community through Michele's transition to retirement. Our leadership team has taken shape over recent years and we look forward to fulfilling the process of installing a new Principal for Reynella Primary School in 2025.

Reynella Primary's Governing Council has had a productive year, supported by a dedicated group of parents and caregivers, perhaps the biggest group we have had as Council in some time. We welcomed new members early in the year, adding different voices and perspectives to the governance of the school, and, importantly, new ideas to pursue. Some of these ideas will come to fruition in 2025.

There were many achievements throughout the 2024 year for our school community. Some of these included:

- knockout sports, where our netball teams in particular did extremely well.
- SAPSASA and interschool sport, with Reynella athletes doing a fantastic job representing our school and district against fierce competition.
- our annual sports day, with near perfect weather (amazingly!) and fun had across the year levels.
- our bi-annual Run 4 Fun which is always a messy but enjoyable way for our school community to raise money for much needed site improvements.
- numerous excursions, incursions and presentations, all aimed to upskilling our children and augmenting their learning.
- the Festival of Music and Southern Metropolitan Music Festival where our kids shone on stage; some of them bravely and beautifully taking on roles as hosts or soloists!
- the Children's University graduation at The University of Adelaide, recognising the wide-ranging extra-curricular work of students.
- a series of smaller, bespoke fundraising activities, aimed at tapping the interests of our school community. We thank small, hard working fundraising committee for all their efforts driving these events.
- our end of year concert, where what seemed like thousands of parents, caregivers, grandparents and friends joined in singing the Disney themes we all know and love. What a fabulous way to end the school year.

Our educators participated in professional development opportunities across the year, making the most of staff development days to challenge and consolidate their own learning and teaching styles. Governing Council is proud to support these days and hear and see the outcomes of these days in practice.

A clear highlight of the year was the whole of school STEM showcase held in term 3. Our theme for 2024 – *Space Science: Innovating Solutions to Extra Terrestrial Challenges* – showed the imagination and adaptability in our students' thinking and learning. A huge amount of work is behind this event, especially from our educators, support staff (Mikal, a special mention as always) and our STEM Action Team under the leadership of Ms Sarris. Thank you team. All your hard work paid off hugely on the night. With the ideas the students developed, I have no doubt there's some big things to come on this planet! We look forward to the next showcase, whatever its form and focus, with great anticipation.

Our year closed out with many goodbyes, and, alongside the goodbyes, many thank yous. Our graduating class of year 6s were impressive at the Graduation Ceremony held in the last week of the school year at Wirreanda Secondary School. Graduation night is not only one of the final events for our year 6 students, many of whom have done their entire primary schooling at Reynella, but also a time to see the strength of the relationships built between our students and between our students and staff. It is also the time the school acknowledges all senior students for their efforts and contributions to our school community. All of our year 6 cohort this year took to the stage with confidence to speak briefly about their onward journey from Reynella and their career aspirations. They were so inspiring! We have no doubt our year 6 cohort will change the world, with Reynella Primary giving them a solid foundation for creativity, questioning, empathy and innovation.

In our last week of school we also said goodbye to our Principal and some very much loved, long-serving teachers. There were many tears from the students, staff and Councillors (me especially) as we acknowledged their contributions to our school. We thank Mr Parsons and Mrs Gardner for their dedication and service. We also thank the many parents who support our school in many, many ways, including as our fundraising committee, as listening ears and guiding hands in our classrooms and volunteering for school sport among numerous other things.

We extend thank you's to all our school staff – teachers, SSOs and pastoral care worker, and acknowledge your roles in caring for and shaping our learners. To our school leadership team, a huge thanks as always. It has been a pleasure working with you again in 2024. 2025 will herald many changes, but as a Governing Council we will take these on and play our part as best we can.

Personally, I would like to thank my fellow Governing Council members. We are a formidable team and our meetings have been a great balance of efficient and productive, with the right amount of fun mixed in. I hope all of you will continue on as Councillors and reinforce the contributions we have already made to our school.

2025 will be a year of building on our school foundations and perhaps setting some new foundations and directions. It's an exciting time for our school. I hope other parents and caregivers will join us on Council and we can continue to evolve Reynella Primary School and build the best community and infrastructure we can for our children and our community.

Please reach out to me at any time if you would like to know more about Governing Council.

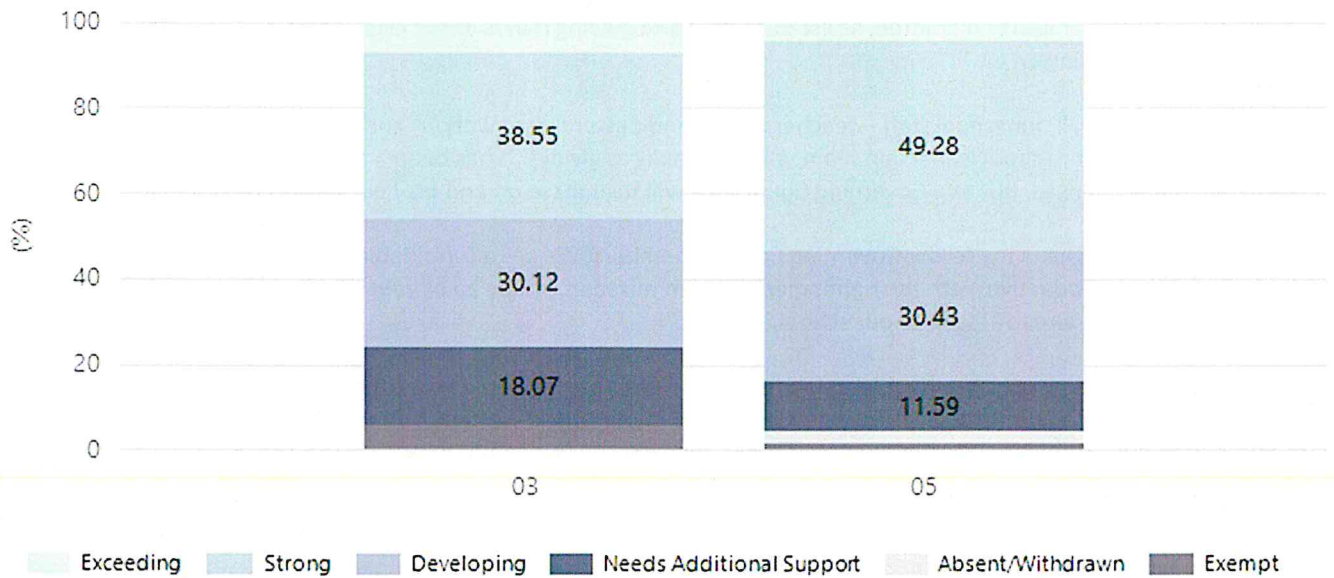
Dr Selina Tually
Governing Council Chair
selina.tually@flinders.edu.au

Performance Summary

NAPLAN Proficiency

In 2023 the Australian Curriculum, Assessment and Reporting Authority (ACARA) - a Commonwealth Independent statutory authority - announced changes to NAPLAN performance reporting. The new approach replaces the previous numerical NAPLAN bands and the national minimum standard.

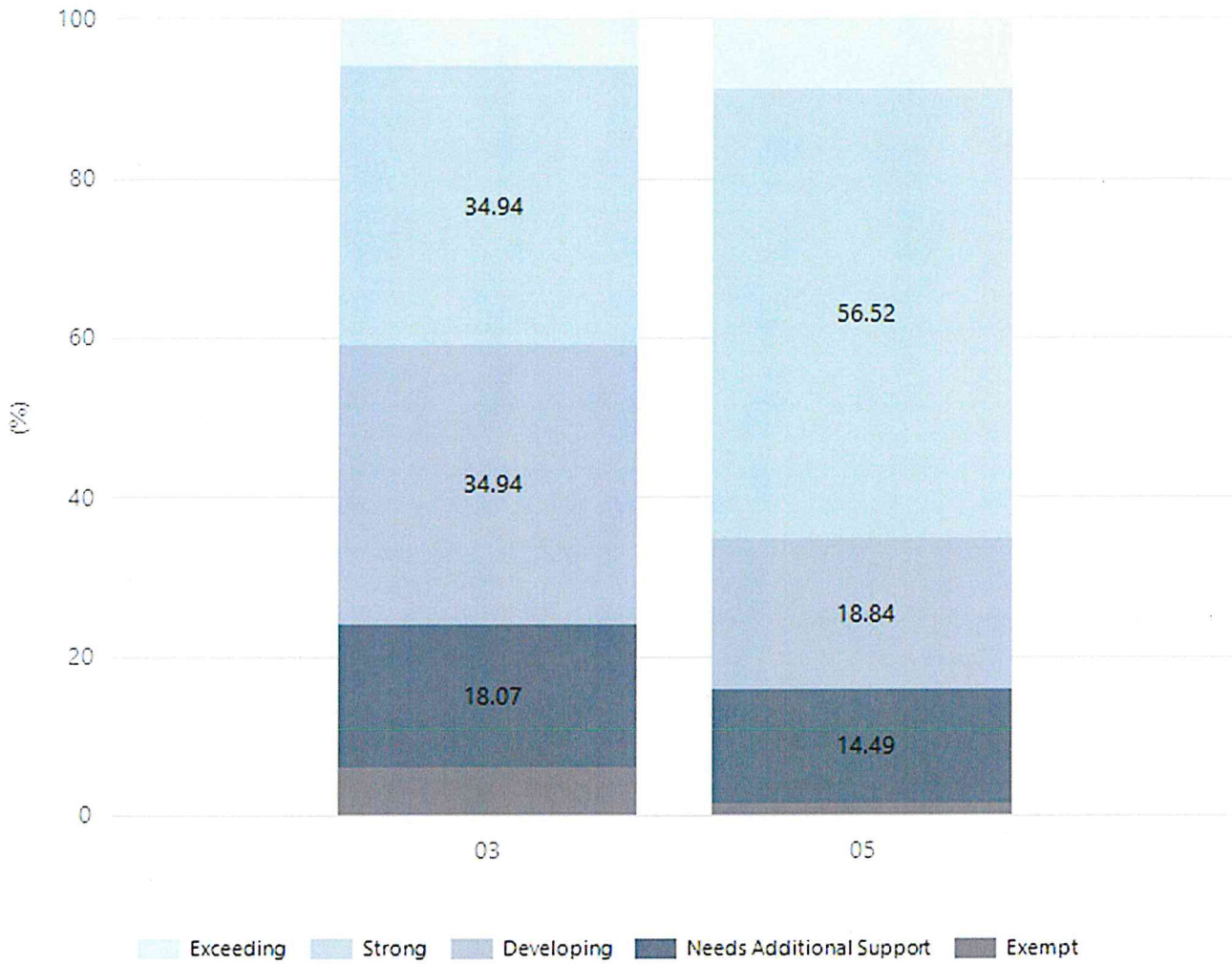
Numeracy



Year Level	03	05
Exceeding	6	3
Strong	32	34
Developing	25	21
Needs Additional Support	15	8
Absent/Withdrawn		2
Exempt	5	1
Total	83	69

Data Source: Department for Education Assessment Data Holdings, 2024. If there are less than 6 students who sat NAPLAN in a school, no information will be shown. If a year level has less than 6 students, that year level will not be shown in NAPLAN results.

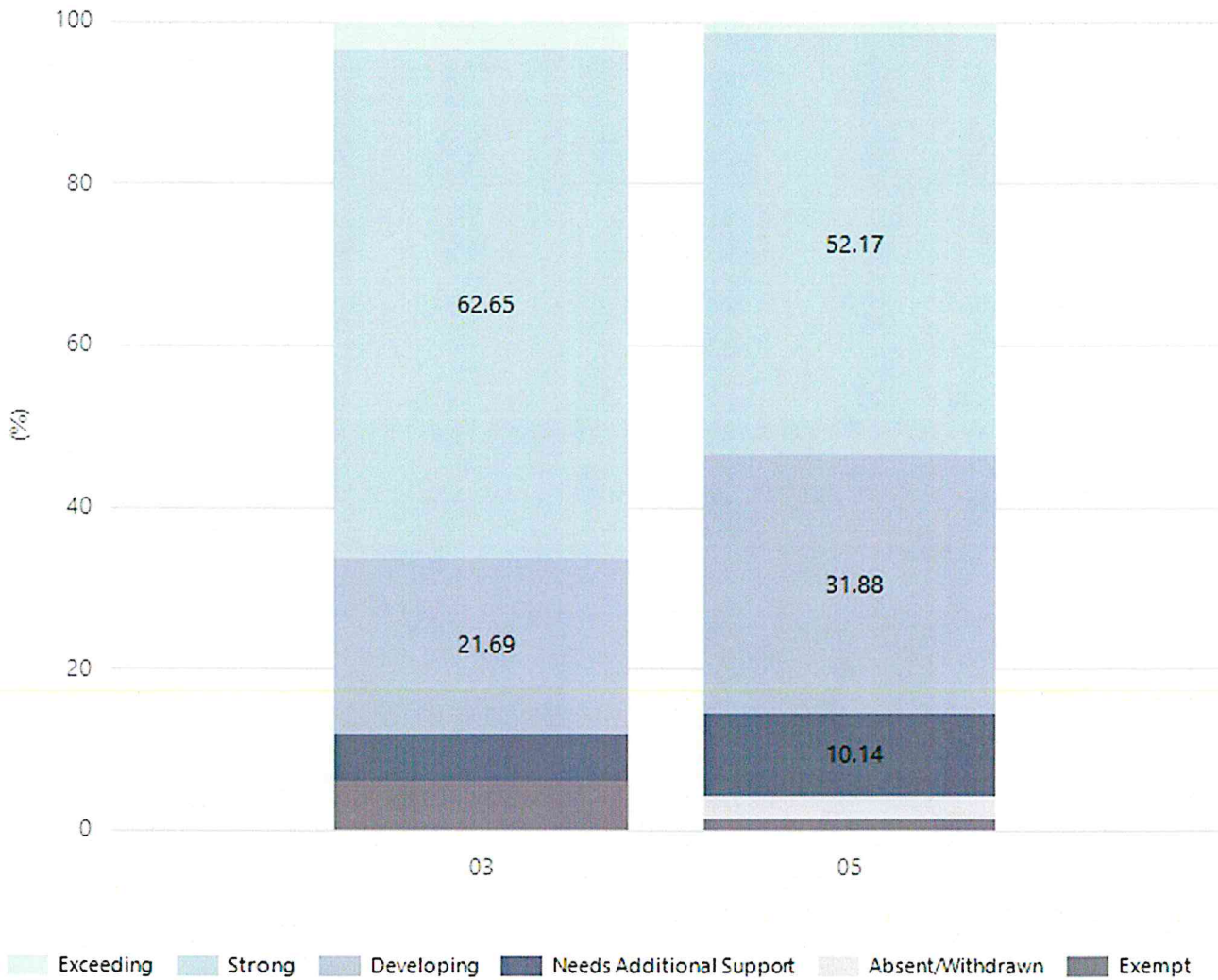
Reading



Year Level	03	05
Exceeding	5	6
Strong	29	39
Developing	29	13
Needs Additional Support	15	10
Exempt	5	1
Total	83	69

Data Source: Department for Education Assessment Data Holdings, 2024. If there are less than 6 students who sat NAPLAN in a school, no information will be shown. If a year level has less than 6 students, that year level will not be shown in NAPLAN results.

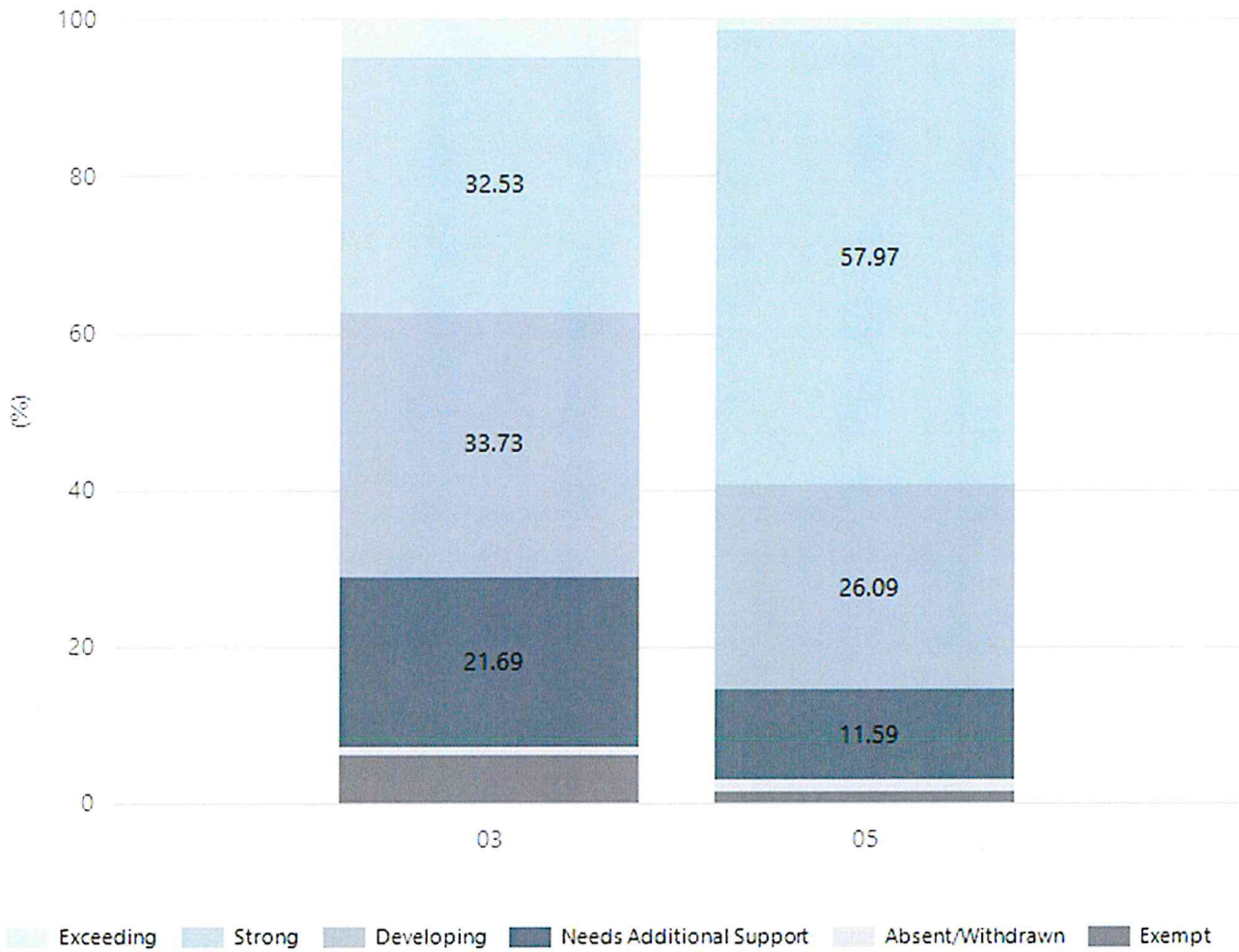
Writing



Year Level	03	05
Exceeding	3	1
Strong	52	36
Developing	18	22
Needs Additional Support	5	7
Absent/Withdrawn		2
Exempt	5	1
Total	83	69

Data Source: Department for Education Assessment Data Holdings, 2024. If there are less than 6 students who sat NAPLAN in a school, no information will be shown. If a year level has less than 6 students, that year level will not be shown in NAPLAN results.

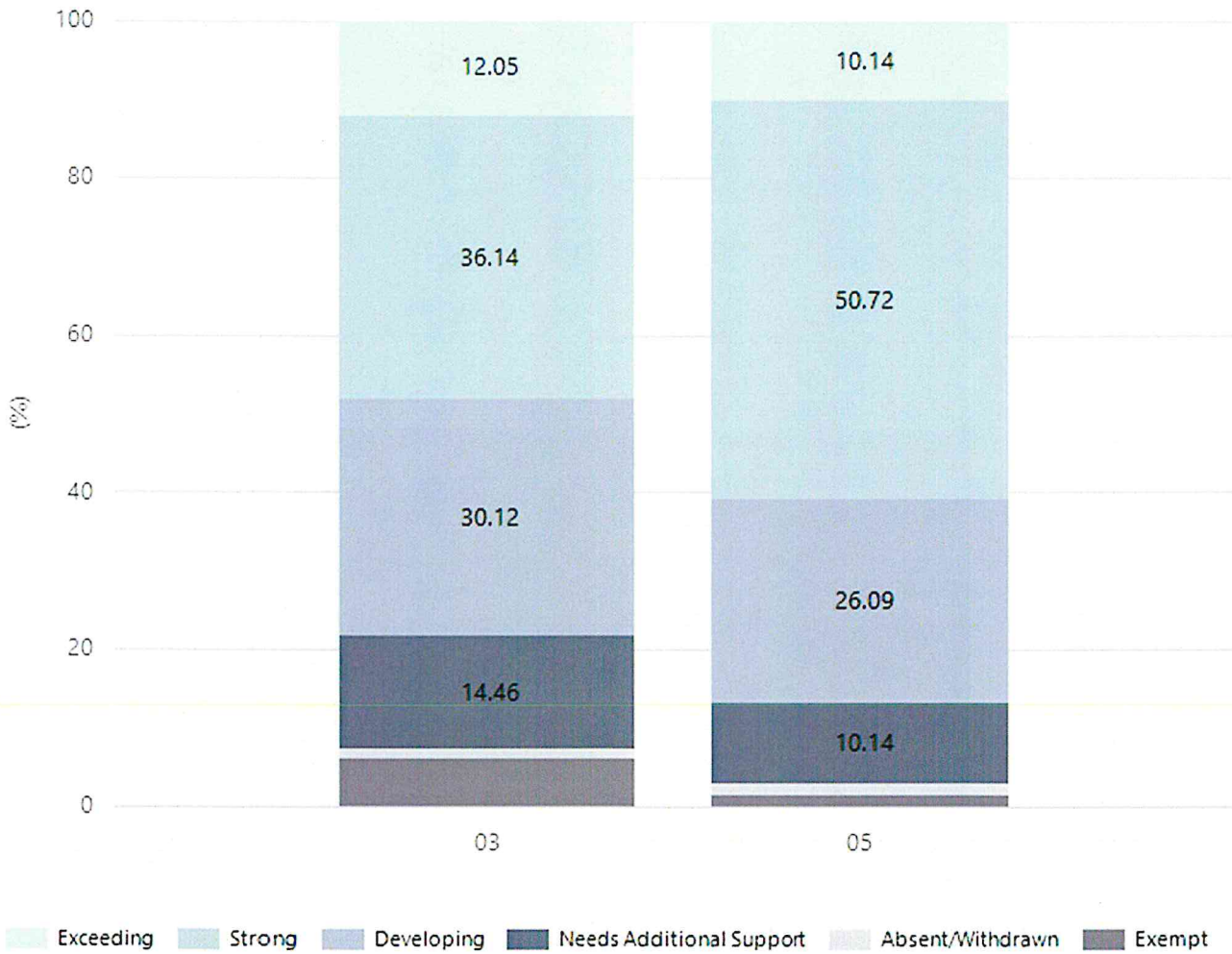
Grammar



Year Level	03	05
Exceeding	4	1
Strong	27	40
Developing	28	18
Needs Additional Support	18	8
Absent/Withdrawn	1	1
Exempt	5	1
Total	83	69

Data Source: Department for Education Assessment Data Holdings, 2024. If there are less than 6 students who sat NAPLAN in a school, no information will be shown. If a year level has less than 6 students, that year level will not be shown in NAPLAN results.

Spelling



Year Level	03	05
Exceeding	10	7
Strong	30	35
Developing	25	18
Needs Additional Support	12	7
Absent/Withdrawn	1	1
Exempt	5	1
Total	83	69

Data Source: Department for Education Assessment Data Holdings, 2024. If there are less than 6 students who sat NAPLAN in a school, no information will be shown. If a year level has less than 6 students, that year level will not be shown in NAPLAN results.

School Attendance

Year Level	2022	2023	2024
Reception	90.0%	86.9%	90.6%
Year 01	91.2%	87.0%	90.1%
Year 02	89.4%	89.2%	88.3%
Year 03	91.0%	87.8%	90.8%
Year 04	92.0%	89.4%	88.9%
Year 05	88.5%	91.5%	88.2%
Year 06	87.5%	86.9%	91.7%
Total	90.0%	88.5%	89.8%

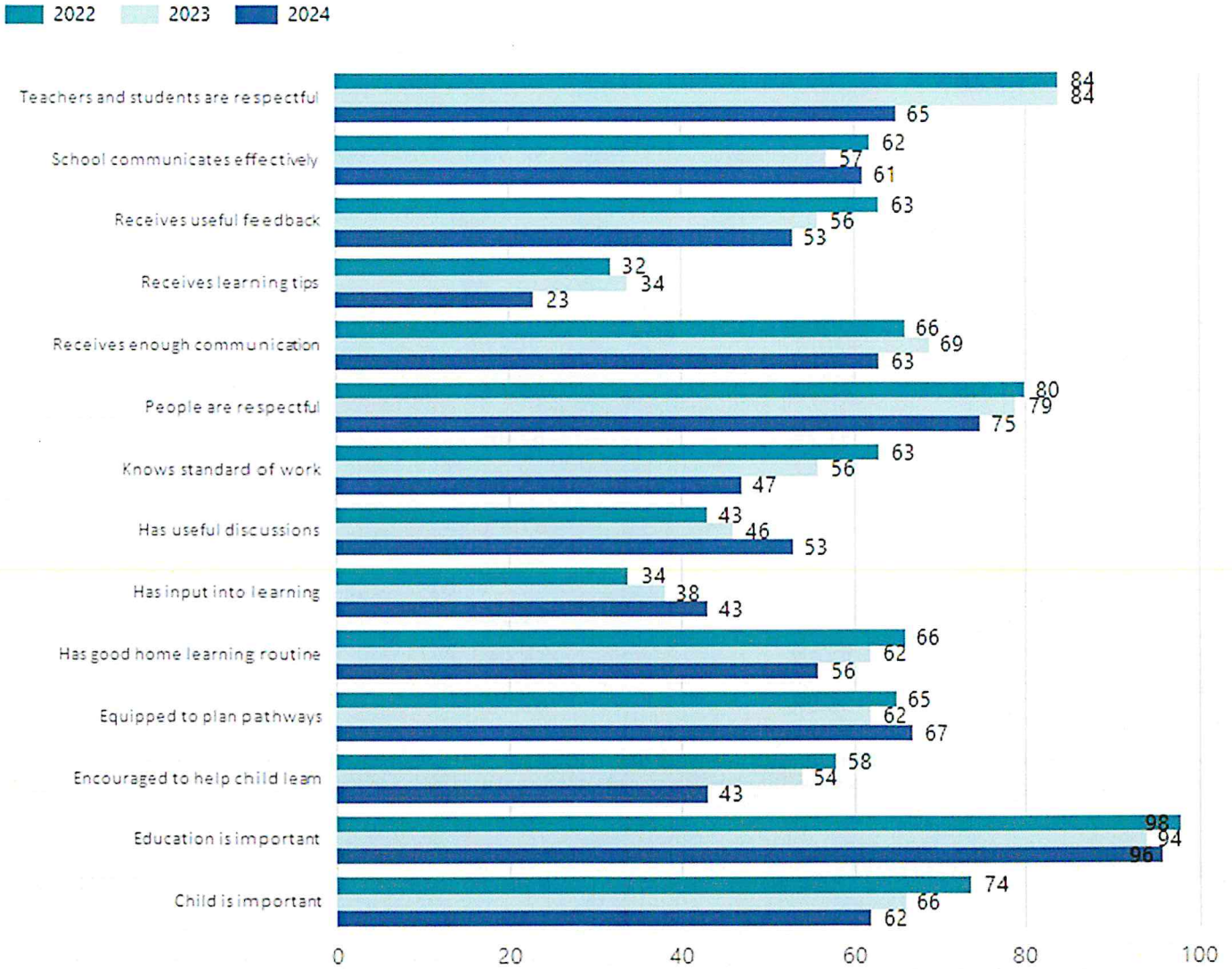
Data Source: Department for Education Attendance Data, Semester 1 Report 2024. A blank cell indicates there we no students enrolled. 'Primary Other' includes students enrolled in specialised education options. 'Secondary Other' includes students who have already spent a year at Year 12 and elected to undertake further study at Year 12.

Attendance Comment

In South Australia, all children and young people must be in school from 6 years to 16 years old. They must attend a government or non-government school full time. From age 16 to 17 however, young people must attend school or an approved learning program (such as an apprenticeship, traineeship, accredited course or university). Schools and parents must encourage and support students to come to school every day. Parents and caregivers must make sure their child is enrolled in a school, and attends school all day and everyday it is open, unless a child is sick or has an approved exemption. Teachers and leaders actively follow up when a student misses school, including recording all absences and non-attendance. All schools in South Australia have local attendance procedures governed under the Education and Children's Services Regulations 2020.

School Parent Opinion Survey Results

Proportion of agree/strongly agree response(%)



Data Source: 2024 Department for Education Parent Opinions Survey, Term 3 2024.

Intended Destination

Leave Reason	Number	%
NG - ATTENDING NON-GOV SCHOOL IN SA	3	33.0%
OV - LEFT SA FOR OVERSEAS	1	11.0%
TG - TRANSFERRED TO SA GOVERNMENT SCHOOL	4	44.0%
U - UNKNOWN	1	11.0%

Data Source: Department for Education Destination Data Report, 2024. Data extract term 3 2024. Data shows recorded destinations for students that left the school in the previous year. Data is uploaded by schools in term 3 and may not reflect final or total figures at time of report creation.

Highest Qualifications held by the teaching workforce and workforce composition

All teachers at this school are qualified and registered with the SA Teachers Registration Board.

Qualification Level	Number of Qualifications
Bachelor's degrees or Diplomas	25
Postgraduate Qualifications	8

Data Source: Data extracted from Mandatory Workforce Information Collections as on the last pay date of June 2024. As self-reported by staff in the system.

Please note: Data includes staff who are Actively employed and on extended paid leave. Please note only the highest qualification of the Teaching staff is reported. Excludes any number of other certifications earned.

Workforce composition including indigenous staff

	Teaching Staff		Non-Teaching Staff	
	Indigenous	Non-Indigenous	Indigenous	Non-Indigenous
Full-Time Equivalents	0.0	29.4	0.9	10.8
Persons	0.0	33.0	1.0	14.0

Data Source: Data extracted from Mandatory Workforce Information Collection as on the last pay date of June 2024.

Please note: Data includes staff who are actively employed and on extended paid leave. "Indigenous category" is self-reported by staff in the system.

Financial Statement

Funding Source	Amount
Grants: State	\$ 4,715,369
Grants: Commonwealth	6,872
Parent Contributions	116,622
Fund Raising	25,517
Other	102,715

Data Source: School supplied data.